

# Profile of earners and remittances in Mexico: a relative deprivation approach<sup>1</sup>

Fecha de recepción: 07.04.2014

Fecha de aceptación: 27.05.2014

*Cuauhtémoc Calderón  
Villarreal*  
El Colegio de la Frontera  
Norte  
calderon@colef.mx

*Luis Huesca Reynoso*  
Centro de Investigación en  
Alimentación y Desarrollo  
lhuesca@ciad.mx

## Abstract

This research analyzes the individual qualities and microeconomic profiles from mexican workers in Mexico, which under relative deprivation conditions, take the choice to leave the country as an alternative way to improve their life expectations. It is found that mexican assistance programs encompass heterogeneous results and thus, are not a generalized signal of improvement for the families. Using a Multinomial Logit specification we found that public assistance programs reinforce relative deprivation of non-migrants families on those who have relatives who migrated. Human capital attributes present a direct relation with the process of migration not only for traditional exporting labor regions, but also for the north-border of the country. The south supports the relative deprivation hypothesis meanwhile, is not the case for the USA-mexican border States.

Keywords: migration, occupational choice, relative deprivation, remittances

Jel Clasification: C11, C35, J24, J39, J61, O15

## **El perfil de los asalariados y las remesas en México: un enfoque de privación relativa**

### **Resumen**

Esta investigación estudia las cualidades individuales y los perfiles microeconómicos de los trabajadores mexicanos, que bajo condiciones de privación relativa, toman la decisión de abandonar el país con vistas a mejorar sus condiciones de vida. Nuestro trabajo encuentra que los programas que impulsa el gobierno mexicano para combatir la pobreza no son muy eficientes. Usando un modelo Logit Multinomial encontramos que los programas de asistencia pública tienden a reforzar la privación relativa de las familias no migrantes frente a las familias que tienen algún familiar que ha emigrado.

Palabras clave: Migración, privación relativa, remesas y selección ocupacional  
Categorización Jel: C11, C35, J24, J39, J61, O15

### **Introduction**

Massive migration from Mexico to the United States of America (US) has been a recent common denominator of the Mexican economy. In 2000, Mexican illegal immigration represented about 60% of the total illegal workforce in USA (INS, 2002). From the main causes behind this situation, it can be found not only the economic asymmetries between both countries, but also, the lack of opportunities to become a regular wage-earner or working as self-employed.

This process has tended to strengthen a social network of migration in Mexico as well as in the USA, resulting from family relationships, reception of remittances and specific group of workers according to the American labor market demand. In Mexico, the social network has been the vehicle through remittances as a very important part of the low income families, increasing not just consumption, but also the entrepreneurial capacity of the rest of the members' network (Woodroff and Zenteno, 2001; Meza, 2006).

Thus, it is thought that the economic impact of remittances will tend to be greater for those regions with higher relative and absolute concentration of international migrants. Standard economic theory sees migration as a natural process where

---

<sup>1</sup> We would like to thank anonymous referees for their comments. Luis Huesca agradece al CONACYT por su apoyo en modalidad de Estancia Sabática en el Extranjero (ES1-10010-2013-01) en Canadá, Université Laval-Département d'économie donde concluyó su parte correspondiente de esta investigación.

migrants move to another country in order to improve their living standard. This sort of theories considers migration as a rational response to expected income differentials between destiny and origin areas (Todaro, 1969). In this case, pure differentials in income would be the key explanation variable as a reason for searching new jobs and higher wages. However, there exists another factors not being accounted for in the traditional economic theory, such as the cost of migration, attitude with regards to risk, relative deprivation hypothesis and the role of social capital or networks (Stark and Bloom, 1985, Stark, 1991).

This research explores the effect produced by relative deprivation on the incentives to be an earner of remittances from the US for the Mexican families. From our point of view, social networks hold a complete process that includes not only a decision from the household head, but also a decision depending on the complete family, upon the abilities and attributes of its members.

The goal of the paper is aimed at providing a clear picture of the individual's profile receiving remittances in comparison with his non-migrants counterpart. In doing so, we carry out a micro-econometric analysis to understand the behavior and profile of these sort of workers at an individual and regional level in Mexico. Most of the studies available up to date, refer to this analysis as a purely macro perspective event with aggregate data.

The article is divided in four parts. The first part shows the framework and makes a survey of the research found at this time; the second part illustrates the technical aspects, data and methods implemented; third part show the empirical applications; and the fourth summarizes the results.

### **Theoretical approaches and evidence of NELM**

Immigration is observed as an alternative job, that allows not only helping people excluded from the labor market, but also to acquire more labor experience and skills. It is said that these labor experience is applied when they come back to its place of origin (Meza, et al. 2006). Initially, it was thought that domestic migration would be a promptly process through which, the excess of labor –in the rural sector– could be transferred to modern sectors busting economic growth (Todaro, 1995). Domestic migration had been seen as a catalyst for human resources mobility from areas where labor productivity was low to those where productivity remained strong and stable (Lewis, 1954; Fei and Ranis, 1961).

Baudasse, and Calderón (2009) analyse the impact of liberalization policies in agriculture in developing countries. He suggests that agricultural liberalization in developing countries increases inequality of wages and the migration. They use a sample of 54 countries for the periods 1980–1990 and 1980–2000 and apply cross-sectional estimations to study Kuznets–Ahluwalia effects. They found that for countries where the share of alimentary products in the consumption basket is small, liberalization of agriculture tends to increase inequality and Migration as opposed to those where such share is larger, in which case liberalization tends to diminish income inequality as suppose the World Bank

With the opening of traditional agricultural markets and less efficient makes its products enter in competition with imports from countries with higher benefits and subsidized products. This situation causes a reduction in national price of food commodities and the decrease of agricultural revenues, issue that brings with it the increase of internal and international migratory movements, the rise in unemployment and the emergence of the informal sector of the economy.

We departure from combining two theoretical approaches: New Economics of Labor migration –NELM– and Relative Deprivation –RD–. In order to understand migration, NELM and RD examine the incentives and implications of the decision taken by the family, in a sense of maximizing their well-being in the searching for better alternatives of jobs when emigrating (Stark and Bloom, 1985; Stark and Qiang, 2000). RD comes out as similar to the relative income hypothesis stated by Veblen (1934) and Duesenberry (1942). Decision to migrate is found to be related with the interaction between conditions that “pushes” and “attracts” the migrant workers in its place of origin.

According to Shiff (1999a, 1999b and 2002), free trade does not affect social capital, meanwhile migration does. Social capital can influence the flow of migration. These evidence show that migration acts like a channel inducing a balance in the labor markets due to surplus or short-fall of workers. For the emigration country, social capital decreases with the level of migration, meanwhile for the immigration country increases. There exist other causes as well, such as the capacity of the society members to share same principles and morals, in order to communicate themselves and act in common. It is actually, in this point, where RD appears as an additional variable –statistically noteworthy– explaining notably migration, as shown by Stark and Qiang (2000: 132) and Quinn (2006).

Stark and Qiang (2000) demonstrate a theory of migration where RD is a determinant variable –among others– in the process of migration. His work ascertain that the conditions depriving them tend to increase when there are no conditions for migration to arise as a real choice for the individuals, proving that the opposite outcome emerges when there exists at least, one migration choice out of their place of origin. RD is seen as the condition for non-migrants to compare their situation with those emigrating as long as their incomes and living conditions improve utility grows, so that they take the choice of moving abroad.

Quinn (2006) presents an internal-external migration analysis, for USA and Mexican workers. His work demonstrates that the Harris-Todaro model correctly fits for the migration for both countries; meanwhile the RD focus supports better the migration flows of workers within each country (Quinn, 2006: 136). The last evidence suggests that Mexican-American migration could be increasing the RD of the non-migrants in the Mexican localities, and proposes a set of “pull” and “push” factors affecting the migration decision of the family.

Migration is also a way to lessen the impact from the failures presented in the credit, capital and insurance markets for the less developed economies (Stark and Bloom, 1985, Stark and Lucas, 1988, Sana y Massey, 2005, and Meza, et al. 2006), where these authors consider an implicit or explicit contractual arrangement between the family and their peer emigrant, in the same way an initial investment is run in order to recover it in the future through the flow of remittances.

We found that most of the studies about the subject for Mexico have just focused on macroeconomic aspects from migration and remittances (Zárate-Hoyos, 2004, Muñoz, 2006a and 2006b, Calderón and Mendoza, 2006 and 2007, and Calderón and Hernández, 2007), leaving for a reduced evidence that considers the NELM hypothesis (Stark, Taylor and Yitzhaki, 1986; Taylor and Martin, 2001; Brauw, et al., 2001; Meza, et al., 2006; and Quinn 2006). These last studies explore remittances and migration with focuses related on welfare and distribution (Stark, et al. 1986), human capital (Taylor and Martin, 2001, and Quinn, 2006), or micro-enterprises and development (Woodruff and Zenteno, 2001, and Meza, et al., 2006).

The testable hypotheses in this paper are summarized in the next two empirical predictions: (a) RD increases the likelihood of migration; and (b) there exists a positive relation between the levels of satisfaction in needs –called  $v_i$ – with respect to the probability of receiving remittances within the place of origin.

## Data and Methods

We departure from the RD approach establishing that migration will assumed a trade-off between deprivation and absolute income plus additional needs, in other words, it will depend on the level of aversion that a family or a group of families and individuals will feel with respect to the relative deprivation when comparing to the group of emigrants.

In order to capture the economic aspect that impules an individual to emigrate, we consider a relative scheme with a point of reference as the average value of a vector of needs of the individual's own community of origin, as a function of relative deprivation that compares a household in the following manner:

$$RD = f(\bar{y}_i, \bar{v}_i, \bar{Z}_j, \bar{X}_j) \quad (1)$$

Where  $\bar{y}_i$  represents absolute average income,  $\bar{v}_i$  the average needs considered for a family,  $\bar{Z}_j$  as a vector of individual attributes of the workers, and  $\bar{X}_j$  as a vector of household characteristics. Following Stark and Qiang (2000), RD for a finite and discrete case of individuals with incomes  $y_1, \dots, y_n$ , where  $y_1 \leq y_2 \leq \dots \leq y_n$  is defined as

$$PR(y_i) = \sum_{j=i}^{n-1} [1 - P(y_j)](y_{j+1} - y_j) \quad (2)$$

with  $i = 1, \dots, n$ , where  $P(y_j)$  refers to the probability of emigrants with income higher or equal to  $y_i$ , that is,  $\Pr(y_i \leq y_j)$ .

Access to Mexican micro-data level information has been easier and widely used in the last decade, therefore, this work focuses in using a multinomial Logit model in order to disaggregate at an individual level the impacts and influence for each characteristic on the earnings likelihood of receiving remittances. The model follows a discrete regression equation where the dependent variable takes the alternatives  $j=1, \dots, n$  of the next form:

$$M_j = \eta_0 + \eta_1 Z'_j + \eta_2 X'_j + \varepsilon_j \quad (3)$$

where  $M$  is the dependent variable which specifies the migration condition as the group of  $j$  alternatives for any individual considering the restriction on income established in the equation (2). In our model the dependent variable for the outcome

in migration condition  $M$  takes five possible outcomes. Non-migrant individual ( $j = 0$ ), emigrate as wage-earner ( $j = 1$ ), emigrate as agricultural worker ( $j = 2$ ), emigrate as self-employed ( $j = 3$ ) or, emigrate as owner of a business ( $j = 4$ ). The base category from the model is set to  $M=0$ , the non-migrant workers. The constant term is  $\eta_0$ , the vector of individuals and household characteristics affecting the alternatives are  $Z_j$  y  $X_j$  respectively, and the error term satisfying the habitual conditions of normality is  $\varepsilon_j$ .

The estimates ( $\eta_j$ ) are obtained from a maximum likelihood process. Formula (4) represents the likelihood for an individual with attributes  $z_j$  and  $x_j$  selecting the referred segment. Probabilities have been obtained as follows:

$$P(y = m | z, x) = \frac{\exp(z, x \eta_{j|m})}{1 + \sum_{m=1}^M \exp(z, x \eta_{j|M})}, \quad m = 1, \dots, n \quad (4)$$

Where  $m$  is the discrete dependent choice,  $z$  and  $x$  as the average values of the individuals attributes, and  $\eta$  as the coefficients obtained from the multinomial regression for each outcome  $M$  with  $J$  alternatives. All the estimations have been carried out using STATA version 12.

## Empirical application

In this section we proceed to infer about the microeconomic exploration of the individual's profile receiving remittances and carry out the test for the RD hypothesis in Mexico in 2005. Ramos and Silber (2005) tested empirically a multidimensional model of life satisfaction in relation to human development with a nicely specification, and despite they leave clear the complexity about capturing standards of living and quality of life, their approach allow to measure the valuation of the goodness of life according to an achievement of some vector of commodities and capabilities with which an individual is endowed.

Despite Ramos and Silber (2005) conceive a theoretical framework in order to specify their model (Nayaran, *et al.*, 2000; Cummins, 1996; and Allardt, 1993) we carried out the Bayesian Information Criteria (BIC) before running them, because our point of departure is simply to consider those variables affecting to the migration decision the most, using conditions that deprivation theory just imply could be or act as the best variables.

BIC has been proposed by Raftery (1996) and easily applied by Scott and Freese (2006) in Statistical Analysis Software (STATA), when comparing two models (one as base and another alternative) and it is based as the number of regressors in the equation and the estimation of the maximum likelihood  $Chi^2$  ratio. The criteria consists on applying the test while observing that as long as more negative the BIC the better specification of the model will be.

Using equation (2) we run two models to select a better specification of a  $k$  model as follows:

$$BIC'_k = -G^2(M_k) + df'_k \ln N \quad (7)$$

where  $G^2$  as the maximum likelihood  $Chi^2$  of model  $M_k$  and  $df'_k$  as the number of covariates. When  $BIC'_1 - BIC'_2 < 0$ , the first model should be selected meanwhile, if the condition  $BIC'_1 - BIC'_2 > 0$  is observed the second model would be the best option.<sup>2</sup>

Two specifications have been compared: Both have the same dependent variable described in the previous section, but the first one comprise a group of individual covariates in a vector  $Z_j$  including education, age, age squared to capture experience, gender, household head, urban-rural condition, marital status, condition of having debit or credit card for expenditures, and regional dummies for the country<sup>3</sup>; whereas the vector of household variables  $X_j$  includes a dependent economic ratio of its members, if there are any children, number of members greater than the average, a relative deprivation variable over a set of needs called *prvj* (phone, own home, automobile, washer-machine and refrigerator). For the second model we have added to the previous specification in  $X_j$  two variables of the most known social public programs applied in Mexico (*Oportunidades* and *Procampo*) and the one referred to income deprivation variable named as *pry*.<sup>4</sup>

Table 1 shows individual incomes as averages from the data base according to the migration condition. An interesting feature can be seen as long as non-migrant

<sup>2</sup> Raftery (1996) shows empirical evidence favoring the model  $M_k = 2$  over the model  $M_k = 1$  when  $BIC'_1 - BIC'_2 > 0$ , based on the results of the next differences: 0 – 2: weak, 2 – 6: positive; 6 – 10: strong;  $y > 10$ : very strong.

<sup>3</sup> Regional geographic location follows Hanson (2004), such that people can belong to the Border, North, Center, Capital, South, and Yucatan peninsula. See table A1 in Appendix for more details.

<sup>4</sup> In order to avoid collinearity problems both variables have been elaborated as special built-in indicators; see the Appendix to understand how have been built both income *–pry–* and needs *–prvj–* deprivation variables.



workers present the lowest average income from the sample, having the greater homogeneity as well, meanwhile for the rest of the emigrating groups, a greater dispersion of incomes can be seen. The latter situation is a result of the great heterogeneity of remittances as an important source of household income, being this more relevant in the case of the self-employed workers.

**Table 1**  
**Sample of data. Migration condition and**  
**relative deprivation criteria in Mexico, 2005**  
**(Third quaterly current pesos)**

Migration condition	Obs.	%	Income and remittances	
			Mean	Std. dev.
Non-migrant	4009	72.4	4,023	1,648
Wage-earner	670	12.1	6,126	7,491
Agricultural worker	212	3.9	5,153	7,870
Self-employed	570	10.2	6,937	10,557
Business' owner	76	1.4	8,050	8,307
Total	5537	100.0	6,389	8,863

Source: Authors' elaboration based on ENIGH, 2005.

**Table 2**  
**Bayesian information criteria for**  
**Specification in multinomial Logit**

	$M_k = 1$	$M_k = 2$	Difference
Testing	mlogit	mlogit	
$N$	4039	4039	0
$df'_k$	(17)(4) = 68	(20)(4) = 80	12
LR $G^2$	2176.757(68)	4133.305(80)	1956.548(12)
$Pr > (LR) G^2$	0.000	0.000	0.000
McFadden $R^2$	0.294	0.558	0.264
$BIC'$	-1612.102	-3469.004	-1856.903

Note:  $df'_k$  = Number of covariates by the number of the categories in dependent variable, minus omitted category ( $M=0$ ; non-migrants).

Source: Authors' elaboration according to ENIGH, 2005.

Bayesian criteria test is computed and results are shown in table 2. It can be seen a difference of 1856.9 favoring the second model with a better adjustment and validation for specification. It is the model considering social public programs –*Oportunidades* and *Procampo*– and the income deprivation variable (*pry*).

### *Migration condition and labor position*

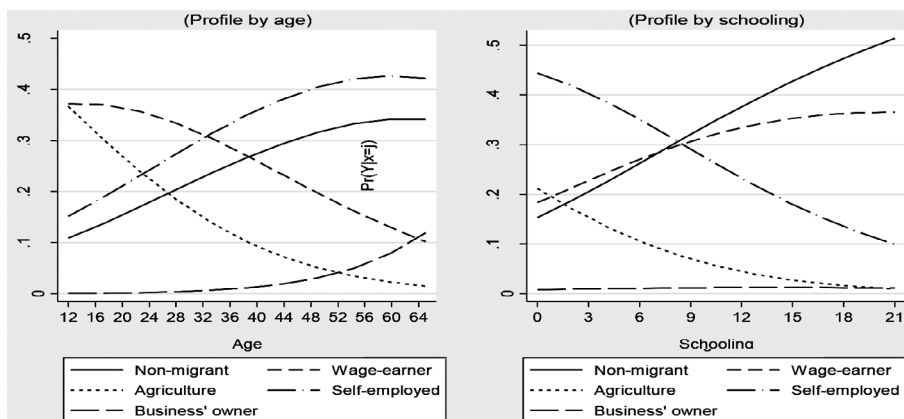
The model including relative deprivation variables and social public programs as best predictors has been estimated. Education as well as age have been introduced in a continuous form so that, we are able of predicting the likelihood pattern for both variables, holding constant the rest of the covariates at their mean. In order to be able of testing the hypothesis of dissimilar country patterns of migration and remittances' impulse, probabilities have been depicted at a regional level as well. We also want to prove that deprivation variables present a positive impact towards migration choice with a greater incidence for the non-migrant individuals.<sup>5</sup>

First, we present results according to the migration and labor condition from Figures 1 to 3, second, focus on the relative deprivation variables and their impact on migration condition in tables 3 and 4. Considering age as a proxy for experience and schooling of individuals, it can be observed for the country as a whole in figure 1 that non-migrants increase gradually its participation, however with likelihood levels approaching 25% for age and 34% for schooling. The self-employed condition shows a positive relation as they acquire experience and have an inverse incidence with more education, whereas the salaried migrants exhibits an opposite pattern as pure signal of a depressed Mexican labor market with no conditions of more qualified labor absorption; not at the same pace of labor supply growth for this sort of workers at least.

---

<sup>5</sup> The full set of estimates is not shown for space matters; however they are available upon request.

**Figure 1. Likelihood of remittances' earner and labor position in Mexico, 2005.**

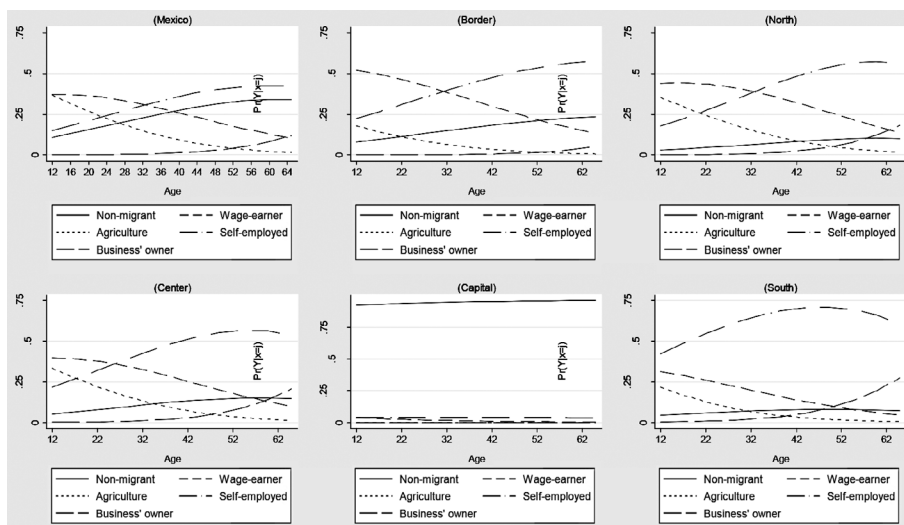


Source: Authors' elaboration according to the data-base of ENIGH, 2005.

Agricultural workers show an inverse performance with greater likelihood for the youth which confirms these sort of workers -as the least qualified and lower experience- to be those taking the choice of migration, having an average of 33 years old and with no elementary school fulfilled. It can be seen that departing 40 years old, a business' owner begins to increase the incidence but with a low pace until having the official retirement age level of 65 with a likelihood of 12%.

Figures 2 and 3 show the profiles by regions and it can be seen two generalized worker's behavior by age as well as schooling: 1) Regional tendency is similar by migration and labor condition (except for the Capital); and 2) non-migrants concentrates more in the capital with an average constant likelihood of 80%. The first evidence bears a resemblance of greater incidence for the agricultural workers in the Center and North regions -traditionally as labor exporter regions- and for the self-employed depicting an U inverse profile for the South region having a break-point around 45 years old with a likelihood close to 75%; the second evidence points out that it is the internal rural-urban migration which set the Capital to absorb the non-migrant workers, with a likelihood above 80% for any level of schooling and age.

**Figure 2. Regional likelihood of remittances' earner condition and labor position in Mexico, 2005.**  
(Profile by age)

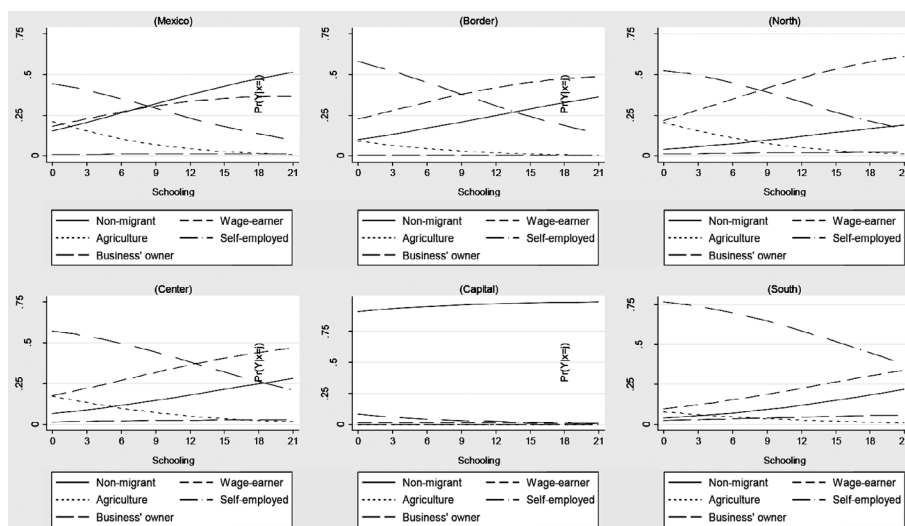


Source: Authors' elaboration according to the data-base of ENIGH, 2005.

Results are in line according to recent empirical evidence (Quinn, 2006; Meza, et al. 2006; Huesca and Calderón, 2007) when finding an inverse relation between schooling and migration incidence for both agricultural and self-employed workers. Wage-earners are the exception due to the lack of opportunities for this sort of workers having more qualification within Mexico and its regions (Huesca and Calderón, 2007).

Regions with greater incidence of emigration are those known as “traditionals” – the Center and the North of Mexico– but an interesting feature is the Border region which has become an exporter of qualified labor as shown by the evidence in this research. The latter region depicts a positive relation between education and migration, which reflects a negative signal of labor matching according to the current technical change of production in this area.

**Figure 3. Regional likelihood of remittances' earner condition and labor position in Mexico, 2005.**  
(Profile by schooling)



Source: Authors' elaboration according to the data-base of ENIGH, 2005.

### *Migration condition and relative deprivation*

In order to infer the impacts produced by relative deprivation and public social programs, probabilities and marginal effects are computed and shown in tables 3 and 4 at both, country and regional level.<sup>6</sup> It can be observed that categories with a lower incidence of deprivation are those migrating where the non-migrants reveal greater probabilities of suffering a higher lack of needs and so, more deprivation. From table 3 it can be seen that  $prvj$  and  $pry$  induce a national incidence of 80.2 and 72.3%, respectively for the non-migrants, whereas the rest of occurrence is distributed for the rest of migrant workers, where the wage-earners and self-employed assemble the highest incidence with no more than 11.6% in the latter group.

Another indicator for deprivation is captured by the social public programs implemented by the federal Mexican government. Those are distributed with a greater share in the non-migrant category, followed by the wage-earners, the self-emplo-

<sup>6</sup> In this case we replicated the model using the same specification but introducing the six regions as the dependent variable in the multinomial specification.

yed and the agricultural workers. The migration condition of a business' owner does not have a relevant influence. It rings a bell that deprivation by needs (*prvj*) shows a great change in probability with a positive marginal effect of 20 points.

**Table 3**  
**Probabilities and marginal effects by migratory condition,  
position and relative deprivation en Mexico, 2005**

Variables	Non-migrants	Wage-earner	Agricultural worker	Self-employed	Business owner	Total
<i>Probabilities</i>						
Deprivation income ( <i>pry</i> )	72.26	10.80	4.12	11.63	1.19	100.0
Deprivation for needs ( <i>prvj</i> )	80.23	8.03	3.36	7.81	0.57	100.0
For <i>oportunidades</i>	76.68	10.01	2.69	9.72	0.90	100.0
For <i>Procampo</i>	73.88	11.94	4.10	9.33	0.75	100.0
<i>Marginal effects</i>						
Deprivation income ( <i>pry</i> )	0.72	-2.27	0.13	1.69	-0.27	0.0
Deprivation for needs ( <i>prvj</i> )	20.04	-9.24	-1.69	-7.31	-1.79	0.0
For <i>oportunidades</i>	5.70	-2.21	-1.64	-1.35	-0.50	0.0
For <i>Procampo</i>	2.10	0.09	0.05	-1.62	-0.61	0.0

Source: Authors' elaboration according to ENIGH, 2005.

In other words, marginal effect for *prvj* implies that passing to not achieving the norm of needs attained by the community or region in this case; strengthen the condition as non-remittance earner, whereas it changes the sign for the rest of labor positions, verifying the opposite event for this concept.

Counting on the social assistance programs *Oportunidades* and *Procampo* reveal the same pattern though, with lower incidence for the non-migrants and change its sign for the rest or workers receiving remittances. Marginal effects for *Procampo* are not that strong for the wage-earners and agricultural workers since those are near zero. It can be inferred that receiving *Procampo* assistance does not modify the condition in a significant way for a household with remittances and migrants.

Regions show to confirm the tendency. Table 4 reveals that Center and South are the regions with a greater influence of relative deprivation. The South shows that deprivation is greater because of income and needs, whereas the Center depicts it due to *Procampo* followed by income and needs.

According to our findings and following the NELM hypothesis, Huesca and Calderón (2007) discovered the fact that owning a house increase the likelihood of receiving remittances and migration for the agricultural and self-employed workers, meanwhile it is reduced for the wage-earners.

The first testable hypothesis in this paper is not confirmed. RD does not increase the likelihood of migration at first sight, but corroborate individuals as non-migrants as well as not being earners of remittances; after individuals have entered into the process of the migration-remittances network RD loses significance explaining the flow of remittances and migration; in contrast, the second hypothesis is confirmed since the empirical evidence does support a positive relation between the level of satisfaction in needs with respect to the probability of receiving remittances regardless the place of origin.

**Table 4**  
**Probabilities and marginal effects by regions**  
**and relative deprivation in Mexico, 2005**

Variables	Frontera	Norte	Centro	Capital	Sur	Península	Suma
<i>Probabilidades</i>							
Deprivation income (pry)	7.88	10.16	37.76	1.72	28.60	13.88	100.00
Deprivation for needs (prvj)	8.08	10.21	38.59	1.83	28.54	12.75	100.00
For <i>oportunidades</i>	12.41	6.88	36.62	3.89	25.86	14.35	100.00
For <i>Procampo</i>	11.19	13.06	44.03	3.36	15.30	13.06	100.00
<i>Efectos Marginales</i>							
Deprivation income (pry)	-1.31	-2.63	-0.69	-0.25	3.57	1.31	0.00
Deprivation for needs (prvj)	-0.98	-2.84	1.23	-0.02	3.87	-1.25	0.00
For <i>oportunidades</i>	4.69	-5.41	-1.75	2.46	-1.29	1.29	0.00
For <i>Procampo</i>	2.89	1.79	6.37	1.63	-12.47	-0.23	0.00

Source: Authors' elaboration according to ENIGH, 2005.

It is confirmed that social assistance programs are not a signal of improvement for both the individuals and families, or at best, those have had a reduced coverage and restrained budget. Empirical evidence in this research proved that social assistance programs in Mexico reinforce deprivation with greater incidence in households not receiving remittances and with non-migrants workers.

In the south of Mexico having assistance of Procampo and Oportunidades reduces the likelihood of belonging the same region with 12.5 and 1.3 percentage points,

showing an impulse towards migration, meanwhile, the border was found to be the opposite case where counting on public social assistance increases its labor participation for the same region. The north region observes a negative change of probability in the *Oportunidades* program with 5.4 percentage points. Last but not least, the center and border regions have a positive impact of *Procampo* where this program does help to increase the people's permanency by 6.4 and 2.4 percentage points, respectively.

Our results conform to those obtained in Meza, et al. (2006), Skeldon (2003), Woodruff and Zenteno (2001) and Lozano-Ascencio (2003), where remittances are explained to be good in terms of meeting consumption needs and to cope with basic relative deprivation. Well-fed and healthier individuals can make a greater contribution to their personal development and their regions as Skeldon (2003) remarks. Although, it has been shown that remittances contribute to alleviate poverty, their potential to be used partly for wealth creation with jobs and investments has strongly been criticized. Relative deprivation has forced those families to be joined as important networks, where they even have changed their own environment when contributing to public infrastructure endowments; parallel to the not sufficient work done by the Mexican Government in those issues, such as the obligation of providing public lighting, paving and sewer, the provision of clean water for domestic service among other services that must have been provided by the public sector, and not paid or financed by the remittances.

## Conclusions

This paper analyzes the individual qualities and microeconomic profile of workers that in order to improve well-being expectations in their community, under relative deprivation circumstances, consider the option of migration. Relatively deprived individuals consider their situation as less than a regional standard. It has been considered variables connected to the NELM hypothesis such as human capital, experience and a vector of needs additional to income. The results suggest that Mexico-US migration may be increasing relative deprivation in Mexican regions. By regions, it is observed an inverse relation between schooling and being an earner of remittances for traditionally labor exporter regions –Center and North–; meanwhile the Border region shows a positive relation between those variables.

One contribution of this research is to assess the impact of two social assistance programs implemented by the Mexican government and its tie with remittan-



ces. It is confirmed that the programs have heterogeneous results without having a generalized signal of improvement for the families, or at best, those have been insufficiently applied for the most vulnerable population. *Oportunidades* and *Procampo* reinforce deprivation of non-migrant individuals relative to those receiving remittances or migrating out of the country. The south is the region with greater evidence holding this fact and the opposite case stands for the Border region. The most traditional regions (Center and North) present a greater expulsion of more qualified workers and it has found the border with a new pattern depicting a positive relation between schooling and remittances.

There are current facts that can diminish the flow of remittances and migration different from the Mexican internal labor dynamics, such as the anti-immigrant laws applied currently by the US or its economic deceleration; therefore, designing a public policy must be relevant. Credits and infrastructure oriented to those zones that traditionally push out individuals should be of concern, with the goal of optimizing the possible reduction of the remittance flows. For the Center region should be targeted to the youth, whereas in the border to those elderly groups. The south region observes the need towards the set of entrepreneurial workers, ending up getting a higher social return within this region over the productive activities of households and individuals connected to the network of remittances and migration.

## References

- Allardt, E. (1993). Having, Loving, Being: An Alternative to the Swedish Model of Welfare Research. In M. Nussbaum and A. Sen (eds.), *The Quality of Life*. Oxford: Clarendon: 88-94.
- Bourdieu, P. (1980). Le Capital Social, notes provisoires. *Actes de la Recherche en Sciences Sociales*: 2-3.
- Baudasse, T. and C. Calderón Villarreal (2009). Integración comercial del sector agrícola y desigualdad económica en los países en vías de desarrollo. *Investigación Económica* 68 (269): 37-72. Disponible en [http://www.scielo.org.mx/scielo.php?script=sci\\_arttext&pid=S0185-16672009000300002&lng=es&tlng=es](http://www.scielo.org.mx/scielo.php?script=sci_arttext&pid=S0185-16672009000300002&lng=es&tlng=es).

- Brau, A. de, J. Edward Taylor and S. Rozelle (2001). Migration and Incomes in Source Communities: A New Economics of Migration Perspective from China. *Mimeo*, University of California, Davis.
- Calderón, C. and E. Mendoza, (2005), ¿Existen efectos de las remesas y la migración hacia los EE.UU. sobre el crecimiento de México? En J. I. Aguirre Ochoa y Z. Tamar Infante (coords.). *Remesas y Desarrollo en México*. México: Instituto de Investigaciones Económicas y Empresariales de la Universidad Michoacana de San Nicolás de Hidalgo, Chihuahuense de Cultura y El Colegio de Tlaxcala.
- (2006). Impactos regionales de las remesas en el crecimiento económico de México. *Papeles de Población* 12 (50): 197-221.
- Carriles, J., F. Reyes, A. Vargas and G. Vera (1991). Las remesas familiares provenientes del exterior. Marco conceptual y metodología de medición, *Banco de México, Documento de Trabajo* 67, julio.
- Cummins, R. A. (1996). Domains of Life Satisfaction: An Attempt to Order Chaos. *Social Indicators Research* 38 (3): 303-328.
- Duesenberry, J. (1949). *Income, Saving and the Theory of Consumer Behavior*. Cambridge: Harvard University Press.
- Fei, J. C. H. and G. Ranis (1961). A Theory of Economic development. *American Economic Review* 51: 533-565.
- Fields, G. (1975). Rural-Urban Migration, Urban Unemployment, and Underemployment, and Job Search Activity in LDC's. *Journal of Development Economics* 2 (2): 165-187.
- Hanson, G. H. (2004). What Has Happened to Wages in Mexico Since NAFTA? In T. Stevadeordal *et al.* (eds.). *FTA A and Beyond: Prospects for Integration in the Americas*. Cambridge: Harvard University Press.
- Harris, J. R. and M. P. Todaro (1970). Migration, unemployment and development: A two-sector analysis. *American Economic Review*: 126-142.

- Huesca, L. and C. Calderón (2007). Exploración microeconómica regional del perfil de los perceptores de las remesas en México. En J. I. Aguirre Ochoa y Z. Tamar Infante (coords.). *Remesas y Desarrollo en México*. México: Instituto de Investigaciones Económicas y Empresariales de la Universidad Michoacana de San Nicolás de Hidalgo, Chihuahuense de Cultura y El Colegio de Tlaxcala: 205-227.
- Immigration and Naturalization Service (INS) (2002). 2001 Statistical Yearbook of the Immigration and Naturalization Service, Washington, DC: Government Printing Office.
- Lewis, W.A. (1954). Economic development with Unlimited Surplus of Labour. *The Manchester School of Economic and Social Studies* 20: 139-192.
- Lozano-Ascencio, F. (1993). *Bringing It Back Home. Remittances to Mexico from Migrant Workers in the United States*. Center for US-Mexican Studies: University of California San Diego, Monograph Series No. 37.
- Meza, L., C. Pederzini and S. Martínez-Pellegrini (2006). El autoempleo como mecanismo de arraigo de la población en México; caso de cuatro localidades. *Estudios Demográficos y Urbanos* 21 (3): 547-623.
- Muñoz, A. R. (2006a). *Impacto macroeconómico de las remesas familiares en México, 1950-2004*. Tesis doctoral, Universidad Autónoma de Barcelona.
- (2006b). Remesas Familiares y su Impacto en el Crecimiento Económico, 1950-2004. *Análisis Económico XXI* (46): 23-57.
- Narayan, D., R. Chambers, M. K. Shah and P. Petesch (2000). *Voices of the Poor. Crying out for Change*. New York: Oxford University Press for the World Bank.
- Quinn, M. A. (2006). Relative Deprivation wage differentials and mexican migration. *Review of Development Economics* 10 (1): 135-153.
- Raftery, A. E. (1996). Bayesian Model selection in social research. *Sociological Methodology* 26: 111-163.


- Ramos, X. and J. Silber (2005). On the application of efficiency analysis to the study of the dimensions of human development. *Review of Income and Wealth* 51 (2): 285-309.
- Sana, M. and D. S. Massey (2005). Household Composition, Family Migration, and Community Context: Migrant Remittances in four countries. *Social Science Quarterly* 86 (2): 509-565.
- Schiff, M. (1999a). Trade, Migration and Welfare: The impact of social capital. *Policy Research Working Paper WPS 2044*, The World Bank.
- (1999b). Labor market integration in the presence of social capital. *Policy Research Working Paper WPS 2222*, The World Bank.
- (2002). Love the neighbor: trade, migration, and social capital. *European Journal of Political Economy* 18: 87-107.
- Scott, J. and J. Freese (2006). *Regression Models for Categorical Dependent Variables Using Stata*, 2nd ed. Texas: Stata Press.
- Stark, O. and D. Bloom (1985). The New Economics of Labor Migration. *American Economic Review* 75: 173-178.
- , E. Taylor and S. Yitzhaki (1986). Remittances and Inequality. *The Economic Journal* 96 (383): 722-740.
- and R. E. B. Lucas (1988). Migration, Remittances, and the Family. *Economic Development and Cultural Change* 36 (3): 465-481.
- and Y. Q. Wang (2000). A theory of Migration as a Response to Relative Deprivation. *German Economic Review* 1 (2): 131-143.
- Skeldon, R. (2003). *Migration and Poverty*. United Kingdom-China: University of Sussex and University of Hong Kong.
- Taylor, E. J. and P. L. Martin (2001). Human Capital: Migration and rural population change. En P. Pingali and R. Evenson. *Handbook of Agricultural Economics* Vol. 1. New York: Elsevier: 457-511.

Todaro, M., (1969). A Model of Labor Migration and Urban Unemployment in Less Developed Countries. *American Economic Review* 59: 138-148.

————— (1995). *Reflections on Economic Development: Selected essays of Michael Todaro*. Vermont: Edward Elgar Publishing Co.

Veblen, T. (1934). *The Theory of the Leisure Class*. New York: The Modern Library.

Woodruff, C. and R. Zenteno (2001). *Remittances and Microenterprises in México*, mimeo, San Diego, University of California, August.

Zárate-Hoyos, G. (2004). *Remesas de los mexicanos y centroamericanos en los Estados Unidos-México*. México: El Colegio de la Frontera Norte y Miguel Ángel Porrúa. 

## Appendix

This part shows the construction of the two variables of relative deprivation used in the empirical analysis, according to the migration condition for an individual or a household having remittances captured in the period of the survey at the third quarterly of 2005, in the Encuesta Nacional de Ingresos y Gastos de los Hogares (ENIGH). Individuals as non-migrants are those not receiving remittances with an average household income less than the standard average income in their community or region.

The first variable of deprivation is based on income ( $pry$ ) defined as a ratio of the individual's income when it is compared to the regional average income from remittances. The norm cannot be the sample average of remittances for the whole data due to two reasons: 1) RD theory establishes that an individual compares his situation with his "neighbor migrant", and 2) using the average income from their own region avoids the multicollinearity problems that come about when joining it to the rest of the variables concerning deprivation in the same specification. The formula for income deprivation is

$$pry = 1 - \frac{y_i}{\bar{y}_{Rj}}$$

where  $i = 1, \dots, n$ ,  $y_i$  as the average incomes from non-migrants with a probabilistic restriction  $\Pr(y_i \leq y_j)$  explained in the main text in equation (2); and  $\bar{y}_{Rj}$  as the average income from remittances in the region  $j$ .

The same procedures used in order to elaborate the second deprivation variable of needs ( $prvj$ ), adding a number of discrete variables codified zero/one in the data base at a household unit level  $h_i$

$$prvj = 1 - \frac{h_i}{\bar{h}_{ij}}$$

where  $h_i = 1, \dots, 5$ , on behalf of the sum of five needs as compared to the regional average  $\bar{h}_{ij}$ , constructed by adding the ownership of home, phone, car for work, refrigerator and washing machine.

**Table A1**  
**Descriptive statistics of the sample Mexico, ENIGH 2005**

Variables	Mean	Std dev	Min	Max	Obs.
Individuals $Z_j$					
Non migrant	0.724	0.390	0	1	5537
Wage-earner	0.121	0.233	0	1	5537
Agricultural worker	0.039	0.088	0	1	5537
Self-employed	0.103	0.187	0	1	5537
Business' owner	0.014	0.043	0	1	5537
Border	0.087	0.281	0	1	5537
North	0.121	0.327	0	1	5537
Center	0.378	0.485	0	1	5537
Capital	0.023	0.151	0	1	5537
South	0.258	0.438	0	1	5537
Peninsula	0.132	0.339	0	1	5537
Schooling	6.198	4.000	0	19	5537
Age	38.116	15.555	12	65	5537
Age squared	1694.723	1224.466	144	4225	5537
Sex	0.578	0.494	0	1	5537
Household head	0.487	0.500	0	1	5537
Zone	0.367	0.482	0	1	5537
Marital status	0.402	0.490	0	1	4137
Debit/credit card	0.049	0.217	0	1	5537
Household $X_j$					
Home	0.833	0.373	0	1	5464
Dep. ratio	1.613	1.856	0	13	5486
Children	0.567	0.496	0	1	5537
Household size	0.396	0.489	0	1	5537
Phone	0.230	0.421	0	1	5537
Car for work	0.093	0.291	0	1	5537
Refrigerator	0.444	0.497	0	1	5537
Whasing machine	0.284	0.451	0	1	5537
Oportunidades	0.184	0.388	0	1	5537
Procampo	0.070	0.255	0	1	5537
Pry	-0.890	3.039	-25	1	5537
Prvj	0.263	0.454	-1	1	5464

Note: Regions have been assembled as follows, Border: Baja California, Chihuahua, Coahuila, Nuevo León, Sonora, Tamaulipas; North: Aguascalientes, Baja California Sur, Durango, Nayarit, SLP, Sinaloa, Zacatecas; Center: Colima, Guanajuato, Hidalgo, Jalisco, Michoacán, Morelos, Puebla, Querétaro, Tlaxcala, Veracruz; Capital: DF, Estado de México; South: Chiapas, Guerrero, Oaxaca; and Peninsula: Campeche, Tabasco, Quintana Roo, Yucatán.

Source: Authors' elaboration according to ENIGH, 2005.

